




▶ SANTA FE CEILING HEPA

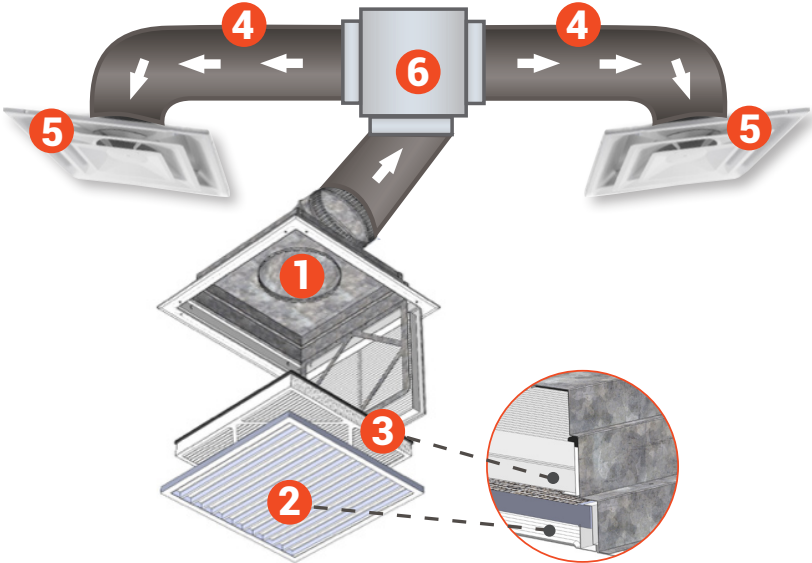


PERFORMANCE

	Standard Ceiling HEPA	Mini Ceiling HEPA
Electrical	115V, 2.4A, 273W	115V, 1.5 A, 171W
Weight	45 lbs.	25 lbs.
Total System Airflow	>515 CFM @ 1.0 IWG	>275 CFM @ 1.0 IWG
HEPA Effectiveness	99.97% @ 0.3 um	99.97% @ 0.3 um
Clean Air Delivery	515 CFM	275 CFM
Sizing per ACH (8' ceiling)	2 ACH - 1,930 Sq. Ft. 4 ACH - 965 Sq. Ft.	2 ACH - 1,030 Sq. Ft. 4 ACH - 515 Sq. Ft.
Fan Box Dimensions*	26" x 22" x11.7"	17" x 14" x11.7"
Sound Rating		
No Drop Ceiling Install	55 dBA	55 dBA
Drop Ceiling Install	45-50 dBA	45-50 dBA

SYSTEM COMPONENTS

1. Custom return filter enclosure with 10" collar
2. MERV-8 pre-filter: 20" x 20" x 1"
3. Gasketed HEPA filter: 18" x 18" x 2.5"
4. 25' of 10" R6 insulated ductwork (not included)
5. Supply air diffusers with 10" collar (not included)
6. Fan box w/ 6' cord



FEATURES

Innovative HEPA air filtration system designed for installation above drop ceilings that:

- + Runs independently to deliver an increased number of clean air changes per hour without interfering with HVAC system performance
- + Minimizes sound for occupants
- + Does not take up floor space like typical portable air cleaners
- + Delivers market leading clean air delivery per \$ of any installed filtration system
- + Distributed return and supply promotes better delivery of clean air and allows for different engineering strategies to be employed to protect occupants



SANTA-FE™
DEHUMIDIFIERS



Specifications are subject to change without notice.
*Fan box dimensions are with ducts included.

BUILT TO LAST. BUILT TO PERFORM.

▶ INSTALLATION

STEP 1

Unpackage all components and determine installation location on the ceiling. Supply and return should be a minimum of 6' apart and a maximum of 25'.

STEP 2

Install supply diffusers and return filter box in the drop ceiling. Additional support may be required. Refer to T-bar ceiling manufacturer instructions.

STEP 3

Install the fan box between the return and supply registers. The preferred installation is to suspend the fan from structural members.

STEP 4

Install ductwork between system components.

STEP 5

Plug fan in or wire fan per NEC and ensure proper operation and support for all components.

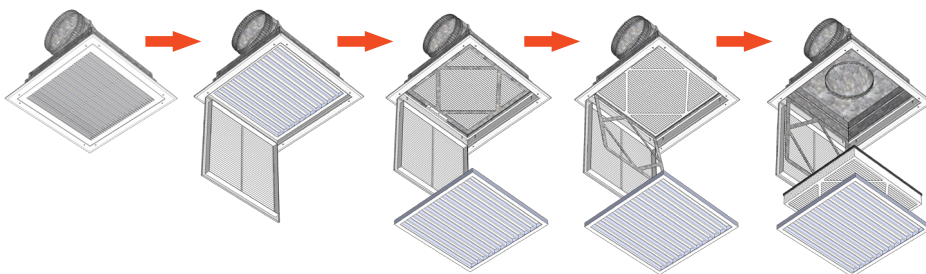


Return grill attached to filter assembly



Supply diffuser(s) that connect to fan assembly

FILTER REMOVAL



Unit design allows for easy removal of both the pre-filter and HEPA filter without the use of additional tools.

ORDERING INFORMATION

PART NO. ITEM

4031864	HEPA Filter, 18"x18"x2.5"
103-010	MERV-8 Pre-Filter, 20"x20"x1"
103-226	Filter Box
103-300	Fan Box (Standard)
103-400	Fan Box (Mini)

The Santa Fe team is available Monday - Friday, 8 am - 5 pm CT.

We want to hear from you, so don't hesitate to reach out.

Need help with a warranty claim? Contact us at 800-533-7533.

Contact Customer Service at orders@thermastor.com.

SANTA-FE-PRODUCTS.COM