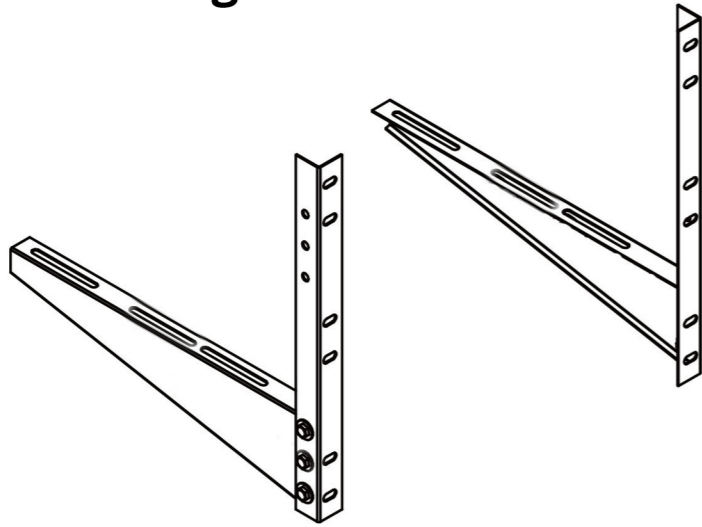


Mini-Split Condenser Mounting Bracket

Model: MB440

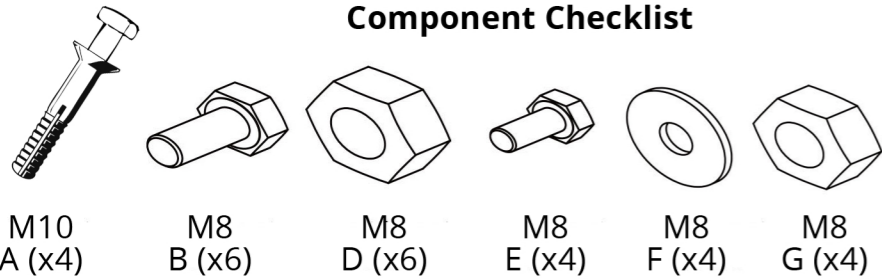
Weight Limit: 440 lbs



! WARNING

- This bracket is rated for 440 lbs (200 kgs). Do not exceed this limit. If the rated weight limit is exceeded, serious property damage or personal injury may occur.
- This ductless mini-split condenser mounting bracket is intended only for use as specified. Improper usage may result in property damage or physical injury.
- Read and comprehend all installation instructions before beginning product installation. If you have questions about the installation, please contact your dealer or MRCOOL Support at 270-366-0457.
- The installation of this product requires basic mechanical skills and a full understanding of the installation manual.
- Before connecting the condenser bracket to the supporting surface, ensure the surface will support the combined weight of the bracket, the mini-split condenser, and attached components.
- To safely lift and position the bracket, an assistant or mechanical lifting equipment can be useful.
- When tightening screws, do not over tighten. Over tightening may cause long term damage to support structures, and reduce their support capacity.
- The bracket is not intended for any use other than the support of a ductless mini-split condenser.
- Check that the bracket is secure and safe to use at regular intervals.

Component Checklist



M10
A (x4)

M8
B (x6)

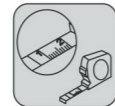
M8
D (x6)

M8
E (x4)

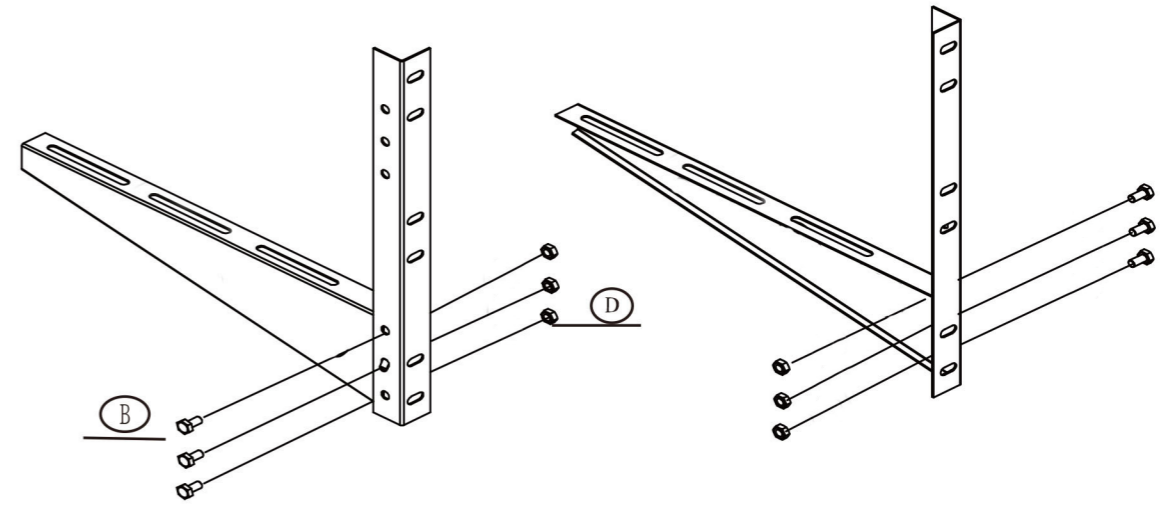
M8
F (x4)

M8
G (x4)

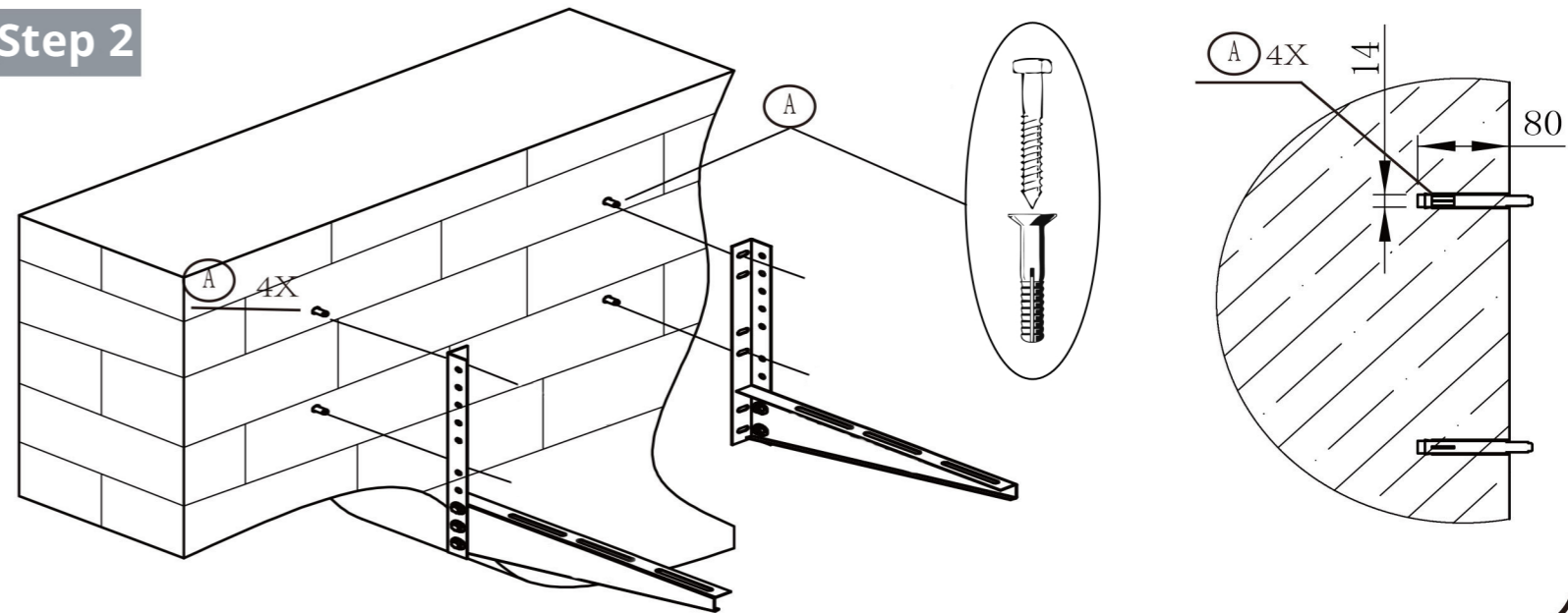
You will also need a pencil, a Phillips-Head screwdriver, a handheld drill, measuring tape, and a level.



Step 1



Step 2



Step 3

